



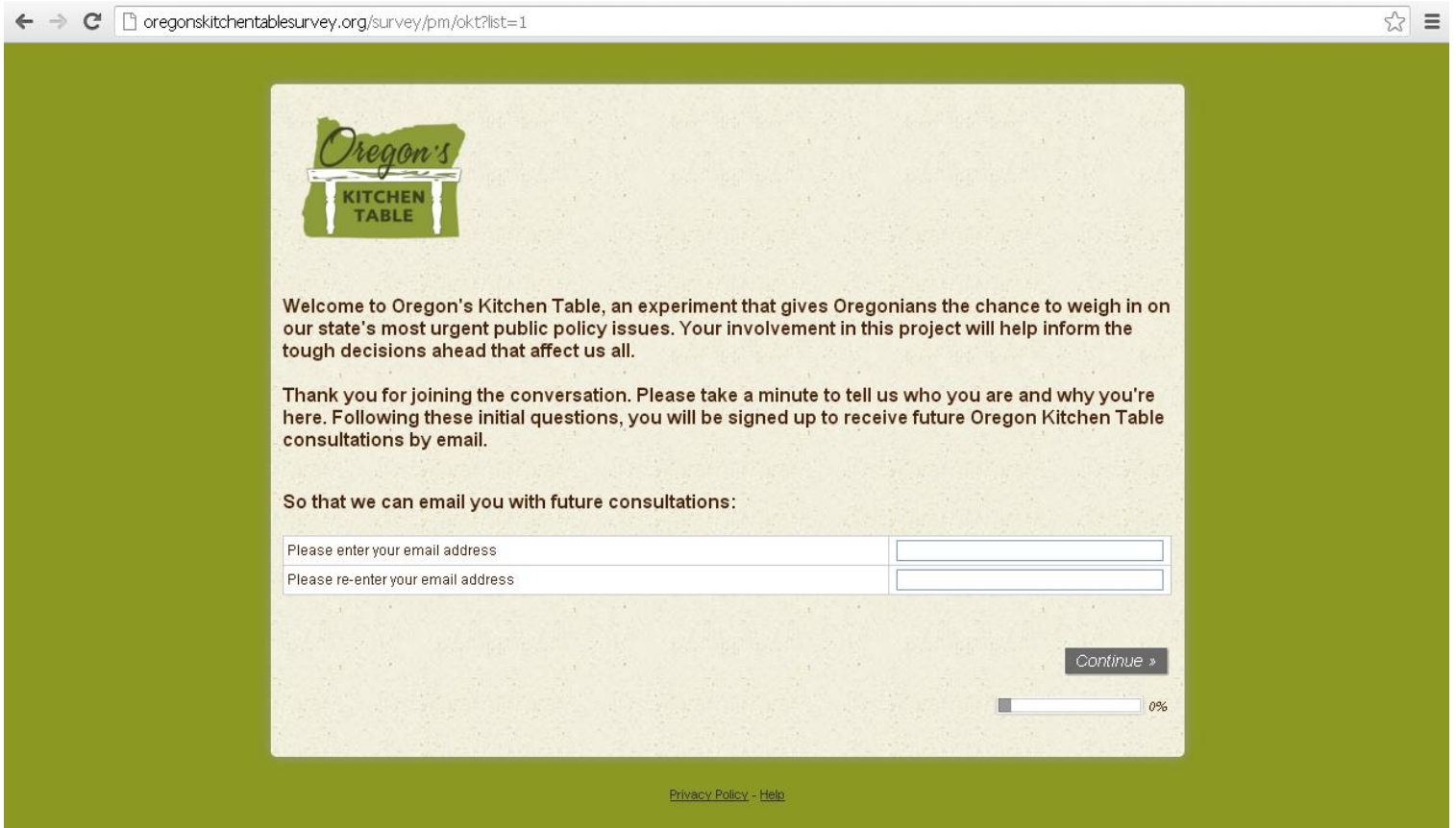
[Take Your Seat at Oregon's Kitchen Table](#)

Follow the steps below (and refer to the images) to take your seat at Oregon's Kitchen Table! If you don't have an email account, also follow the steps to create a gmail account. You will need one to join Oregon's Kitchen Table and receive the results of consultations and invitations to future consultations.

1. Go to www.oregonskitchentable.org
2. Click "Join Now" in the upper right corner

A screenshot of the Oregon's Kitchen Table website. The browser address bar shows "oregonskitchentable.org". The website has a green header with the logo and navigation links: "ABOUT", "FAQ", "THE LATEST", "THE RESULTS", and "TAKE ACTION". A large red arrow points to the "Join Now" button in the top right corner. Below the header, there is a section titled "JOIN US AT THE TABLE!" with a photo of a house and the text "WHAT OREGONIANS CARE ABOUT MOST". To the right, a "So Far.. 1580 JOIN NOW" counter is shown, with a brown arrow pointing to the "JOIN NOW" button. Below this is a "HOW IT WORKS:" section with four numbered steps: 1. Pull up a chair and sign up!, 2. Weigh in on the important issues, 3. Feedback from all corners of Oregon..., and 4. ...helps our state make tough decisions. A social media share bar is visible on the right side of the page.

3. Complete the sign-up questions. The first question will ask for an email address. If you don't have an email address, then see below to create a Gmail account.



The screenshot shows a web browser window with the address bar containing "oregonskitchentablesurvey.org/survey/pm/okt?list=1". The page has a green background and a central white box with a textured, paper-like appearance. At the top left of the white box is the logo for "Oregon's KITCHEN TABLE", which features the word "Oregon's" in a script font above a stylized table with the words "KITCHEN TABLE" in a sans-serif font below it. The main text in the white box reads: "Welcome to Oregon's Kitchen Table, an experiment that gives Oregonians the chance to weigh in on our state's most urgent public policy issues. Your involvement in this project will help inform the tough decisions ahead that affect us all." Below this is another paragraph: "Thank you for joining the conversation. Please take a minute to tell us who you are and why you're here. Following these initial questions, you will be signed up to receive future Oregon Kitchen Table consultations by email." Underneath is the heading "So that we can email you with future consultations:" followed by two input fields. The first field is labeled "Please enter your email address" and the second is labeled "Please re-enter your email address". To the right of the second field is a "Continue »" button. At the bottom right of the white box is a progress bar showing "0%". At the very bottom of the page, centered, is a link for "Privacy Policy - Help".

4. Once you've entered your email address, continue providing your responses to questions on values and demographics (age, zip code, education, etc).

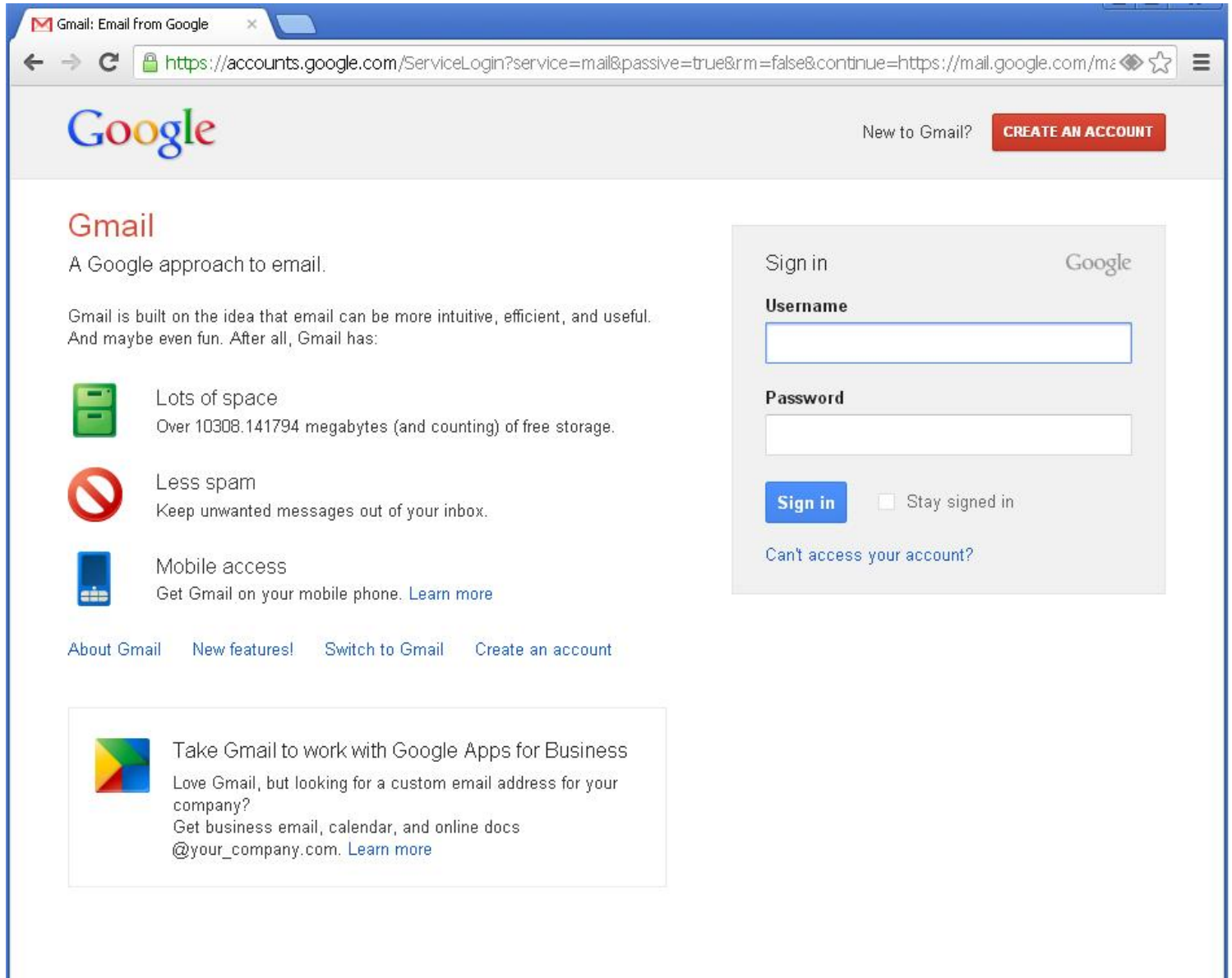
5. Enter your name / phone number for future raffles, then click the “Agreement” box and Submit.

The screenshot shows a web browser window with the URL oregonskitchentablesurvey.org/survey/pm/okt. The page features a logo for "Oregon's KITCHEN TABLE" at the top left. Below the logo, the text reads: "Please provide us with your address:" followed by a note: "Note: All contact information will be kept confidential and used only for verifying the accuracy of Oregon's Kitchen Table consultations. For additional information please see our privacy policy." Below the note, it states: "Street address is optional, however we do ask that you provide a name and phone number for raffle and/or prize winning contact purposes." and "Please be as specific as possible". The form contains several input fields: "Full name:", "Street Address:", "City:", "State:", "Postal/Zip Code:", and "Phone Number:". Below these fields is a "Terms of Agreement" section with the text: "Terms of Agreement: By checking the box below you are agreeing to receive email consultations, and periodic updates, from Oregon's Kitchen Table." and a checkbox. A "Join" button is located at the bottom right of the form. A progress bar at the bottom right shows 99% completion.

6. Once you have clicked “Submit”, you will be re-directed automatically to the survey.
7. As you go through the survey, you will not be able to work backwards or return to earlier questions.
8. Once you have completed the survey, you will be redirected to the Oregon’s Kitchen Table webpage.

Steps to Creating a Gmail Page

1. Go to www.gmail.com
2. Click on "Create an account" in the upper right corner



The screenshot shows a browser window with the Gmail sign-in page. The address bar displays the URL: <https://accounts.google.com/ServiceLogin?service=mail&passive=true&m=false&continue=https://mail.google.com/m:>. The page features the Google logo and a "New to Gmail? CREATE AN ACCOUNT" button. The main content area includes the "Gmail" heading, a sub-heading "A Google approach to email.", and a paragraph stating "Gmail is built on the idea that email can be more intuitive, efficient, and useful. And maybe even fun. After all, Gmail has:". Below this are three feature highlights: "Lots of space" (Over 10308.141794 megabytes of free storage), "Less spam" (Keep unwanted messages out of your inbox), and "Mobile access" (Get Gmail on your mobile phone. [Learn more](#)). A navigation bar at the bottom contains links for "About Gmail", "New features!", "Switch to Gmail", and "Create an account". A promotional box for "Google Apps for Business" is also visible, encouraging users to take Gmail to work with a custom email address.

Gmail: Email from Google

<https://accounts.google.com/ServiceLogin?service=mail&passive=true&m=false&continue=https://mail.google.com/m:>




Google

New to Gmail? **CREATE AN ACCOUNT**


Gmail

A Google approach to email.

Gmail is built on the idea that email can be more intuitive, efficient, and useful. And maybe even fun. After all, Gmail has:

-  **Lots of space**
Over 10308.141794 megabytes (and counting) of free storage.
-  **Less spam**
Keep unwanted messages out of your inbox.
-  **Mobile access**
Get Gmail on your mobile phone. [Learn more](#)

[About Gmail](#) [New features!](#) [Switch to Gmail](#) [Create an account](#)



Take Gmail to work with Google Apps for Business
Love Gmail, but looking for a custom email address for your company?
Get business email, calendar, and online docs
[@your_company.com](#). [Learn more](#)

Sign in Google

Username

Password

Sign in Stay signed in

[Can't access your account?](#)

- Enter your information (below is an example for a gmail account for Oregon’s Kitchen Table), including creating a user name and a password. You will need to remember that information every time you sign into your gmail account.

Google Sign in

Create a new Google Account

Your Google Account is more than just Gmail.

Talk, chat, share, schedule, store, organize, collaborate, discover, and create. Use Google products from Gmail to Google+ to YouTube, view your search history, all with one username and password, all backed up all the time and easy to find at (you guessed it) Google.com.

Take it all with you.

A Google Account lets you access all your stuff — Gmail, photos, and more — from any device. Search by taking pictures, or by voice. Get free turn-by-turn navigation, upload your pictures automatically, and even buy things with your phone using Google Wallet.

Share a little. Or share a lot.

Share selectively with friends, family (maybe even your boss) on Google+. Start a video hangout with friends, text a group all at once, or just follow posts from people who fascinate you. Your call.

Work in the future.

Get a jump on the next era of doing, well, everything. Watch as colleagues or partners drop in a photo, update a spreadsheet, or improve a paragraph, in real-time, from

Name

Oregons KitchenTable

Choose your username

oregonskitchentable@gmail.com

Create a password

.....

Confirm your password

.....

Birthday

June 1 2012

Gender

Other

Mobile phone

5037259080

Your current email address

info@oregonskitchentable.org

Prove you're not a robot

Skip this verification (phone verification may be required)

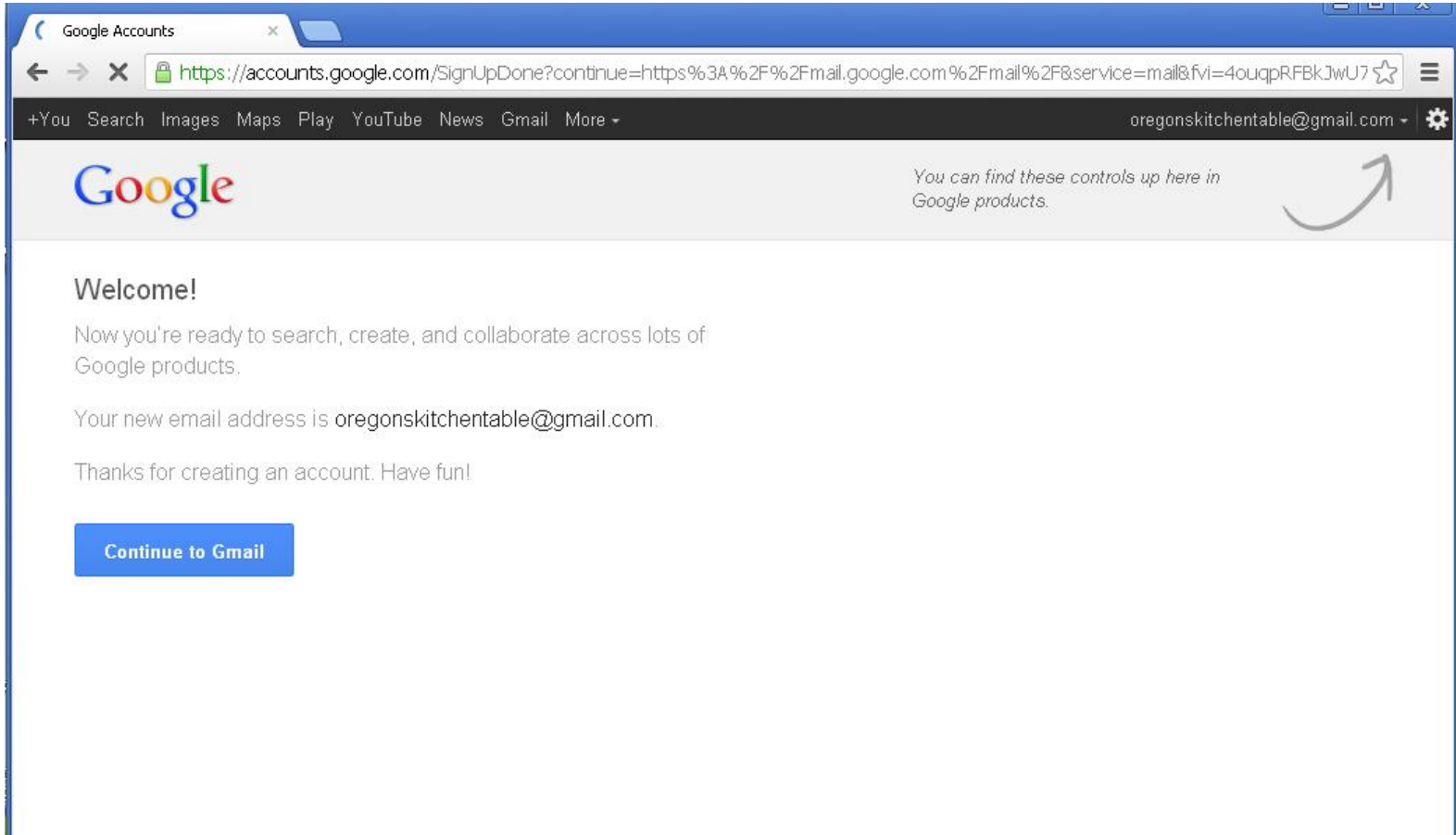
mother solvapp

Type the two pieces of text:

mother solvapp

- Click the box to agree to Gmail’s terms of service
- Click “Next Step”

6. You will be directed to the welcome page where you can click on “Continue” to further set up your gmail account.



7. Return to Oregon’s Kitchen Table to continue your sign up. Make sure to sign into your gmail account to receive the results of consultations and invitations to future consultations from Oregon’s Kitchen Table. All results and consultations will be sent to your email address that you entered when you joined. We will also post all news at